

Oracle® Solaris Cluster 4.3 Geographic Edition Overview

ORACLE®

Part No: E56739
July 2016

Part No: E56739

Copyright © 2004, 2016, Oracle and/or its affiliates. All rights reserved.

This software and related documentation are provided under a license agreement containing restrictions on use and disclosure and are protected by intellectual property laws. Except as expressly permitted in your license agreement or allowed by law, you may not use, copy, reproduce, translate, broadcast, modify, license, transmit, distribute, exhibit, perform, publish, or display any part, in any form, or by any means. Reverse engineering, disassembly, or decompilation of this software, unless required by law for interoperability, is prohibited.

The information contained herein is subject to change without notice and is not warranted to be error-free. If you find any errors, please report them to us in writing.

If this is software or related documentation that is delivered to the U.S. Government or anyone licensing it on behalf of the U.S. Government, then the following notice is applicable:

U.S. GOVERNMENT END USERS: Oracle programs, including any operating system, integrated software, any programs installed on the hardware, and/or documentation, delivered to U.S. Government end users are "commercial computer software" pursuant to the applicable Federal Acquisition Regulation and agency-specific supplemental regulations. As such, use, duplication, disclosure, modification, and adaptation of the programs, including any operating system, integrated software, any programs installed on the hardware, and/or documentation, shall be subject to license terms and license restrictions applicable to the programs. No other rights are granted to the U.S. Government.

This software or hardware is developed for general use in a variety of information management applications. It is not developed or intended for use in any inherently dangerous applications, including applications that may create a risk of personal injury. If you use this software or hardware in dangerous applications, then you shall be responsible to take all appropriate fail-safe, backup, redundancy, and other measures to ensure its safe use. Oracle Corporation and its affiliates disclaim any liability for any damages caused by use of this software or hardware in dangerous applications.

Oracle and Java are registered trademarks of Oracle and/or its affiliates. Other names may be trademarks of their respective owners.

Intel and Intel Xeon are trademarks or registered trademarks of Intel Corporation. All SPARC trademarks are used under license and are trademarks or registered trademarks of SPARC International, Inc. AMD, Opteron, the AMD logo, and the AMD Opteron logo are trademarks or registered trademarks of Advanced Micro Devices. UNIX is a registered trademark of The Open Group.

This software or hardware and documentation may provide access to or information about content, products, and services from third parties. Oracle Corporation and its affiliates are not responsible for and expressly disclaim all warranties of any kind with respect to third-party content, products, and services unless otherwise set forth in an applicable agreement between you and Oracle. Oracle Corporation and its affiliates will not be responsible for any loss, costs, or damages incurred due to your access to or use of third-party content, products, or services, except as set forth in an applicable agreement between you and Oracle.

Access to Oracle Support

Oracle customers that have purchased support have access to electronic support through My Oracle Support. For information, visit <http://www.oracle.com/pls/topic/lookup?ctx=acc&id=info> or visit <http://www.oracle.com/pls/topic/lookup?ctx=acc&id=trs> if you are hearing impaired.

Référence: E56739

Copyright © 2004, 2016, Oracle et/ou ses affiliés. Tous droits réservés.

Ce logiciel et la documentation qui l'accompagne sont protégés par les lois sur la propriété intellectuelle. Ils sont concédés sous licence et soumis à des restrictions d'utilisation et de divulgation. Sauf stipulation expresse de votre contrat de licence ou de la loi, vous ne pouvez pas copier, reproduire, traduire, diffuser, modifier, accorder de licence, transmettre, distribuer, exposer, exécuter, publier ou afficher le logiciel, même partiellement, sous quelque forme et par quelque procédé que ce soit. Par ailleurs, il est interdit de procéder à toute ingénierie inverse du logiciel, de le désassembler ou de le décompiler, excepté à des fins d'interopérabilité avec des logiciels tiers ou tel que prescrit par la loi.

Les informations fournies dans ce document sont susceptibles de modification sans préavis. Par ailleurs, Oracle Corporation ne garantit pas qu'elles soient exemptes d'erreurs et vous invite, le cas échéant, à lui en faire part par écrit.

Si ce logiciel, ou la documentation qui l'accompagne, est livré sous licence au Gouvernement des Etats-Unis, ou à quiconque qui aurait souscrit la licence de ce logiciel pour le compte du Gouvernement des Etats-Unis, la notice suivante s'applique :

U.S. GOVERNMENT END USERS: Oracle programs, including any operating system, integrated software, any programs installed on the hardware, and/or documentation, delivered to U.S. Government end users are "commercial computer software" pursuant to the applicable Federal Acquisition Regulation and agency-specific supplemental regulations. As such, use, duplication, disclosure, modification, and adaptation of the programs, including any operating system, integrated software, any programs installed on the hardware, and/or documentation, shall be subject to license terms and license restrictions applicable to the programs. No other rights are granted to the U.S. Government.

Ce logiciel ou matériel a été développé pour un usage général dans le cadre d'applications de gestion des informations. Ce logiciel ou matériel n'est pas conçu ni n'est destiné à être utilisé dans des applications à risque, notamment dans des applications pouvant causer un risque de dommages corporels. Si vous utilisez ce logiciel ou ce matériel dans le cadre d'applications dangereuses, il est de votre responsabilité de prendre toutes les mesures de secours, de sauvegarde, de redondance et autres mesures nécessaires à son utilisation dans des conditions optimales de sécurité. Oracle Corporation et ses affiliés déclinent toute responsabilité quant aux dommages causés par l'utilisation de ce logiciel ou matériel pour des applications dangereuses.

Oracle et Java sont des marques déposées d'Oracle Corporation et/ou de ses affiliés. Tout autre nom mentionné peut correspondre à des marques appartenant à d'autres propriétaires qu'Oracle.

Intel et Intel Xeon sont des marques ou des marques déposées d'Intel Corporation. Toutes les marques SPARC sont utilisées sous licence et sont des marques ou des marques déposées de SPARC International, Inc. AMD, Opteron, le logo AMD et le logo AMD Opteron sont des marques ou des marques déposées d'Advanced Micro Devices. UNIX est une marque déposée de The Open Group.

Ce logiciel ou matériel et la documentation qui l'accompagne peuvent fournir des informations ou des liens donnant accès à des contenus, des produits et des services émanant de tiers. Oracle Corporation et ses affiliés déclinent toute responsabilité ou garantie expresse quant aux contenus, produits ou services émanant de tiers, sauf mention contraire stipulée dans un contrat entre vous et Oracle. En aucun cas, Oracle Corporation et ses affiliés ne sauraient être tenus pour responsables des pertes subies, des coûts occasionnés ou des dommages causés par l'accès à des contenus, produits ou services tiers, ou à leur utilisation, sauf mention contraire stipulée dans un contrat entre vous et Oracle.

Accès aux services de support Oracle

Les clients Oracle qui ont souscrit un contrat de support ont accès au support électronique via My Oracle Support. Pour plus d'informations, visitez le site <http://www.oracle.com/pls/topic/lookup?ctx=acc&id=info> ou le site <http://www.oracle.com/pls/topic/lookup?ctx=acc&id=trs> si vous êtes malentendant.

Contents

- Using This Documentation** 9

- 1 Introduction to Geographic Edition Software** 11
 - Business Continuity 12
 - Making Applications Highly Available With Geographic Edition Software 12
 - Recovering From a Disaster 13
 - Key Features of Geographic Edition Software 14
 - Administration and Configuration Tools 15

- 2 Key Concepts for Geographic Edition** 17
 - Data Replication 17
 - Overview of Data Replication 18
 - Availability Suite Feature 18
 - EMC Symmetrix Remote Data Facility Software 19
 - Hitachi TrueCopy and Universal Replicator Software 19
 - MySQL Software 19
 - Oracle Data Guard Software 20
 - Oracle GoldenGate Software 20
 - Oracle Solaris ZFS Snapshots Feature 21
 - Oracle ZFS Storage Appliance Software 21
 - Geographic Edition Script-Based Plug-Ins 22
 - Resource Groups and Data Replication Components 22
 - Cluster Partnerships 23
 - Protection Groups 25
 - Overview of Protection Groups 25
 - Relationship Between Partnerships and Protection Groups 25
 - Protection Group Status 27
 - Application Resource Groups 27

Multigroups and Sites	27
Heartbeat Monitoring and Plug-ins	28
3 Geographic Edition Architecture	29
Geographic Edition Software Environment	29
Geographic Edition Hardware Environment	31
Data Replication Configuration	31
Geographically Distributed Cluster Topology	34
Three-Data-Center (3DC) Topologies	37
Multigroups and Cluster Sites	37
Glossary	39
Index	43

Figures

FIGURE 1	Partnerships Between Clusters	24
FIGURE 2	Example Configuration of Two Clusters in Protection Groups	26
FIGURE 3	Example Configuration of Three Clusters in Protection Groups	26
FIGURE 4	Overview of Geographic Edition Software Architecture	30
FIGURE 5	Data Replication From a Two-Node Cluster to a Single-Node Cluster	33
FIGURE 6	Data Replication From a Two-Node Cluster to a Two-Node Cluster	34
FIGURE 7	Geographically Distributed Topology	35
FIGURE 8	Example Configuration of a Multigroup	38

Using This Documentation

- **Overview** – Introduces the Oracle Solaris Cluster Geographic Edition (Geographic Edition) framework.
- **Audience** – Experienced system administrators with extensive knowledge of Oracle software and hardware.
- **Required knowledge** – Knowledge of the Oracle Solaris operating system, of Geographic Edition software, and expertise with the volume manager software that is used with Geographic Edition software.

This document is not to be used as a planning or presales guide.

Product Documentation Library

Documentation and resources for this product and related products are available at <http://www.oracle.com/pls/topic/lookup?ctx=E56676-01>.

Feedback

Provide feedback about this documentation at <http://www.oracle.com/goto/docfeedback>.

Introduction to Geographic Edition Software

The Oracle Solaris Cluster Geographic Edition (Geographic Edition) framework is a layered extension of the Oracle Solaris Cluster software. The Geographic Edition framework protects applications from unexpected disruptions by using multiple clusters that are separated by long distances and by using a redundant infrastructure that replicates data between these clusters. The clusters can be global clusters, zone clusters, or a combination of both.

An Oracle Solaris Cluster configuration running the Geographic Edition framework enables applications to tolerate disasters by managing replication of data and migration of services to a geographically separated secondary cluster. A configuration running the Geographic Edition framework can also be used to manage a remote Oracle database that uses Oracle Data Guard replication to a secondary site, even when the database system is not running Oracle Solaris Cluster software.

A disaster such as an earthquake, a fire, or a storm might disable the cluster at the primary site. If a disaster occurs, the Geographic Edition cluster can continue to provide services by using the following levels of redundancy:

- A secondary cluster
- Duplicated application configuration on the secondary cluster
- Replicated data on the secondary cluster

This chapter gives a high-level overview of the Geographic Edition framework. It contains the following sections:

- [“Business Continuity” on page 12](#)
- [“Making Applications Highly Available With Geographic Edition Software” on page 12](#)
- [“Recovering From a Disaster” on page 13](#)
- [“Key Features of Geographic Edition Software” on page 14](#)
- [“Administration and Configuration Tools” on page 15](#)

Business Continuity

Business continuity is a wide-ranging subject that analyzes all aspects of how a business maintains service to its customers when faced with an unexpected disaster. When creating a business continuity plan, companies must trade off the cost of the additional required infrastructure such as hardware, software, telecommunications, and buildings, against the risks, such as the costs of a prolonged outage. As a result, systems that are critical to the business and those for which there is a legal requirement are the top priorities.

For a service to be available, all the constituent pieces must also be available. The key issue is rapid recovery of individual service elements. Outages can occur from hardware failure such as component or power failures, or from software failures such as operating system panics and application crashes. Network connectivity failures can also affect service availability. Most of these failures can be masked through component redundancy or by having a standby server ready to take over the workload. The Geographic Edition framework is a building block for disaster tolerance which provides a framework that enables data services to be moved between a primary cluster and a geographically separated secondary cluster in a controlled fashion.

Making Applications Highly Available With Geographic Edition Software

The Geographic Edition framework provides a suite of tools to manage and configure geographically separated clusters with a migration of services between sites. The Geographic Edition framework can manage availability across multiple physical locations through robust security, application service migration, and data replication to tolerate disaster across an enterprise system.

The Geographic Edition product enables an improved combination of performance, cost, and separation of data recovery points. This combination contrasts with campus or metro clustering, which consists of a single cluster with widely separated nodes. The Geographic Edition product provides the management and configuration tools for geographically separated clusters.

A configuration that is running the Geographic Edition framework consists of a set of clusters that are geographically distributed. The primary cluster provides application services. The secondary cluster in the set is an alternative site that can take over the primary cluster services if a disaster occurs. The Geographic Edition framework manages configuration, data replication, and heartbeat monitoring between the two clusters and enables data to be decentralized across multiple disaster recovery sites.

Recovering From a Disaster

Disaster tolerance is the ability of a system to restore an application on a secondary cluster when the primary cluster fails. Disaster tolerance is based on data replication and failover. The Geographic Edition software enables disaster tolerance by redundantly deploying the following:

- Highly available clusters that are geographically separated
- Data replication at either the host or the storage level
- Backups and restoration and data vaulting

Data replication is the process of continuously copying data from the primary cluster to the secondary cluster. Through data replication, the secondary cluster has a recent copy of the data on the primary cluster. The secondary cluster can be geographically separated from the primary cluster.

The Geographic Edition software supports two types of migration of services: a switchover and a takeover.

- A switchover is a planned migration of services from the primary cluster to the secondary cluster. During a switchover, the primary cluster is connected to the secondary cluster and coordinates the migration of services with the secondary cluster. This coordination enables the data replication to complete and ensures that services can be transferred from the primary cluster to the secondary cluster without loss or corruption of data.
- A takeover is an emergency migration of services from the primary cluster to the secondary cluster. A system administrator can initiate a takeover to recover from a disaster. Unlike a switchover, the primary cluster is not connected to the secondary cluster during a takeover. Therefore, the primary cluster cannot coordinate with the secondary cluster to migrate the services. Because of this lack of coordination, the risk of data loss and data corruption in a takeover is higher than it is with a switchover. The Geographic Edition software uses dedicated recovery procedures during a takeover to minimize data loss and data corruption.

These operations intentionally require manual initiation, rather than occur automatically like failover between cluster nodes. Business continuity covers all aspects of a company's response to a disaster, not only information technology (IT) but also staff availability and welfare, phones, buildings, and so forth. A good business continuity plan will include all these things and will outline the actions to be taken. When a disaster occurs, it can be extremely difficult to obtain accurate information about what is happening. Having one part of the infrastructure attempting an automatic recovery while other areas are still trying to work out what is happening can often make matters worse.

General best practice is to have a designated Business Continuity Manager involved in disaster recovery decisions, to review status and decide on appropriate action. Once an action is decided upon, it must then be performed correctly, preferably in an automated, tested way. This is the basis of the Geographic Edition takeover operation. For example, if a brief power outage has

crashed systems at one site, switching to a remote site might not be the correct response. If the remote site is in another time zone, where staff are not on duty, such a takeover will require that staff be paged, and potentially all communications services redirected. After the outage is corrected, the process must be reversed. It might, in the circumstances, be much more effective to simply restart the primary site. Having the IT infrastructure take over automatically while the situation is being evaluated will not help recovery.

Key Features of Geographic Edition Software

The Geographic Edition product provides the following features:

- Failure detection of multiple clusters that are geographically separated
- Configurable heartbeat monitoring between clusters
- Application resource switchover from one cluster to another cluster
- Remote management of partner clusters through a browser interface and a command-line interface (CLI)
- Management of Oracle Data Guard that is running on remote systems which are not running Oracle Solaris Cluster software.
- Data replication between geographically separated clusters
- Secure administration interfaces through role-based access control (RBAC)
- Secure Sockets Layer (SSL) authentication and encryption for communication between nodes or clusters
- Configurable IPsec security for data replication between clusters and for heartbeat communication between clusters
- Ability to automatically run a script when a heartbeat-loss notification is issued
- Ability to start, stop, switch over, or take over predetermined sets of protection groups in a single operation

The Geographic Edition software provides tools for managing data replication between geographically separated clusters. The software supports the following data replication products:

- Availability Suite feature of Oracle Solaris software
- EMC Symmetrix Remote Data Facility
- Hitachi TrueCopy and Universal Replicator
- MySQL
- Oracle Data Guard, for use only with HA for Oracle Database or Oracle Real Application Clusters (Oracle RAC), with the Oracle database running locally or accessed remotely by using HA for Oracle External Proxy

- Oracle GoldenGate
- Oracle Solaris ZFS snapshots
- Oracle ZFS Storage Appliance
- Script-based plug-ins feature of the Geographic Edition framework, to integrate user-written replication modules

Administration and Configuration Tools

You can configure, control, and monitor partnerships, heartbeats, and protection groups either through the Oracle Solaris Cluster Manager browser interface or through the command-line interface (CLI). The Geographic Edition CLI contains a set of dedicated commands.

For more information about Oracle Solaris Cluster Manager, see [Chapter 13, “Using the Oracle Solaris Cluster Manager Browser Interface”](#) in *Oracle Solaris Cluster 4.3 System Administration Guide*. For more information about the Geographic Edition CLI, see *Oracle Solaris Cluster 4.3 Geographic Edition Reference Manual*.

◆◆◆ 2 CHAPTER 2

Key Concepts for Geographic Edition

This chapter describes the key concepts for using the Geographic Edition framework. These concepts can help you understand the relationships between the Geographic Edition components.

This chapter contains the following sections:

- [“Data Replication” on page 17](#)
- [“Cluster Partnerships” on page 23](#)
- [“Protection Groups” on page 25](#)
- [“Multigroups and Sites” on page 27](#)
- [“Heartbeat Monitoring and Plug-ins” on page 28](#)

Data Replication

This section provides the following information:

- [“Overview of Data Replication” on page 18](#)
- [“Availability Suite Feature” on page 18](#)
- [“EMC Symmetrix Remote Data Facility Software” on page 19](#)
- [“Oracle Data Guard Software” on page 20](#)
- [“Oracle GoldenGate Software” on page 20](#)
- [“Oracle Solaris ZFS Snapshots Feature” on page 21](#)
- [“Oracle ZFS Storage Appliance Software” on page 21](#)
- [“Geographic Edition Script-Based Plug-Ins” on page 22](#)
- [“Resource Groups and Data Replication Components” on page 22](#)

Overview of Data Replication

Data replication enables controlled migration of production services from a primary cluster to a secondary cluster either in the event of a disaster or as part of a planned procedure. Data is continuously replicated from the primary cluster to the secondary cluster either synchronously or asynchronously, or a combination of both, depending on the recover point objectives of the application services that are supported by the clusters.

The Geographic Edition framework supports the following software for data replication:

- Availability Suite feature of Oracle Solaris
- EMC Symmetrix Remote Data Facility software
- Hitachi TrueCopy and Universal Replicator software
- MySQL software
- Oracle Data Guard software, where the Oracle database is running on a local Oracle Solaris Cluster node or on a remote system that is not running Oracle Solaris Cluster software
- Oracle GoldenGate software
- Oracle Solaris ZFS snapshots feature
- Oracle ZFS Storage Appliance
- Geographic Edition script-based plug-ins

Availability Suite and Oracle Solaris ZFS snapshots are host-based data replication facilities which replicates data at the file system or logical volume level within the operating system. Hitachi TrueCopy and Universal Replicator software, EMC Symmetrix Remote Data Facility software, and Oracle ZFS Storage Appliance software use a storage-based data replication facility which replicates data at the storage system level and provides a transparent service to applications. Oracle Data Guard software, Oracle GoldenGate software, and MySQL software are application-based data replication facilities that maintain one or more standby databases as synchronized replicas of a production database.

Availability Suite Feature

The Availability Suite feature of Oracle Solaris software is a host-based replication facility that replicates disk volumes between geographically separated primary clusters and secondary clusters in real time. Remote mirror replication enables data from the master volume of the primary cluster to be replicated to the master volume of the geographically separated secondary cluster through a TCP/IP connection. A remote mirror bitmap tracks differences between the master volume on the primary disk and the master volume on the secondary disk.

The remote mirror software continually replicates the data to remote sites while your applications are accessing the data volumes. You can also manually update the data on the

secondary site volume by issuing a command to synchronize the primary and secondary site volumes. You can also restore data from the secondary volume to the primary volume by issuing a command to reverse-synchronize the volumes. For more information about Availability Suite, see the Availability Suite man pages such as [dscfg\(1M\)](#).

EMC Symmetrix Remote Data Facility Software

EMC Symmetrix Remote Data Facility software provides remote storage replication for disaster recovery and ensures data and systems availability through remote site failover. EMC Symmetrix Remote Data Facility devices are configured in pairs. The mirroring relationship between the pairs becomes operational as soon as the EMC Symmetrix Remote Data Facility links are online. The EMC Symmetrix Remote Data Facility global memory stores information about the pair state of operating EMC Symmetrix Remote Data Facility devices. For information about EMC Symmetrix Remote Data Facility software, see the product documentation.

Hitachi TrueCopy and Universal Replicator Software

Hitachi TrueCopy and Universal Replicator software is a storage-based replication facility that provides a host-independent data replication for geographically separated clusters. Hitachi TrueCopy and Universal Replicator software enables the primary volumes to remain online for all hosts and while processing both read and write I/O operations. If a disaster or system failure occurs, the secondary copy of the data can be run for a recovery with minimal loss of data. For more information about Hitachi TrueCopy and Universal Replicator software, see the product documentation.

MySQL Software

MySQL database software has a built-in replication component that is an application-based replication facility. MySQL replication keeps one or more standby databases in sync with the active master. Geographic Edition supports the use of MySQL replication between two databases. Only asynchronous replication is available.

You add a plug-in for MySQL replication to a protection group. This plug-in monitors the status of the replication and controls the replication direction. For more information about MySQL software, see the product documentation.

Oracle Data Guard Software

Oracle Data Guard software is an application-based replication facility that maintains one or more standby databases as synchronized replicas of a production database. Geographic Edition supports the use of Oracle Data Guard replication where the Oracle database is running locally on an Oracle Solaris Cluster node or remotely on a separate system that is not running Oracle Solaris Cluster software. When the Oracle database runs locally, the HA for Oracle Database or Support for Oracle RAC data service must be used. When the database runs remotely, the HA for Oracle External Proxy data service must be configured on the local cluster for the remote database.

You add an Oracle Data Guard broker configuration that is controlled by the Oracle Data Guard software to a protection group. The Geographic Edition framework creates a shadow server proxy resource group for each Oracle Data Guard broker configuration. The shadow server proxy resource group “shadows” the database resource group to manage and monitor the Oracle databases that are under the control of Geographic Edition framework. For more information about Oracle Data Guard software, see the product documentation.

Oracle GoldenGate Software

Oracle GoldenGate is a data replication software for databases. It takes changes from a source database and replicates them to a target database. Oracle GoldenGate consists of the following processes:

- Manager
- Extract
- Replicat
- Server

The manager controls the other processes, including the start and stop functions.

The extract process pulls data out of a database and stores it either locally or remotely. If the extract process has to store the data locally, it does so by writing it to a file. If the extract process has to store the data remotely, it communicates with a remote server process and gets the server to store the data in files. The files that contain the data are called `trails`.

The server process is started automatically by the manager process, if a remote process contacts the manager to send data. Once the server process is started, communication takes place only between the sending extract process and the server process. The manager ceases to have any role in the communication between the sending extract process and the receiving server process. The server process takes the data from the sending extract process and stores it into a remote

`trail`. Currently, there is no interface in the Oracle GoldenGate software to stop a server process. Hence, these processes must be killed manually.

A replicat process picks up the information from a `trail` and stores it into a target database. To achieve this, the replicat process must be able to make a local connection to the database.

A healthy Oracle GoldenGate instance has at least the manager up and running. Although such an instance is valid, it cannot process any data. A fully working Oracle GoldenGate instance has at least an extract process or a replicat process with the corresponding server up and running. You need at least two Oracle GoldenGate instances; one to serve as a sender and the other to serve as the receiver.

You can have different kinds of source and target databases. For example, you can have replication between MySQL and Oracle Database in either direction. The replication itself is always asynchronous. Synchronous replication is not possible using Oracle GoldenGate. The Oracle GoldenGate replication can be configured as either bi-directional or uni-directional.

Note - The Oracle GoldenGate instance cannot exist on its own and must always be co-located with a database.

For more information about Oracle GoldenGate, see the product documentation.

Oracle Solaris ZFS Snapshots Feature

Oracle Solaris ZFS snapshots is a host-based replication facility that enables ZFS dataset snapshots to be transmitted from the primary cluster to the secondary cluster. Oracle Solaris ZFS has this built-in feature to take consistent snapshots of a ZFS dataset, which can be transmitted and replayed on another system that hosts a copy of the ZFS dataset. This feature of ZFS provides a method of replicating ZFS datasets within a disaster recovery (DR) environment and enables the primary cluster to transmit ZFS snapshots of a ZFS dataset to a secondary cluster. For more information about Oracle Solaris ZFS snapshots, see [Chapter 8, “Working With Oracle Solaris ZFS Snapshots and Clones” in *Managing ZFS File Systems in Oracle Solaris 11.3*](#).

Oracle ZFS Storage Appliance Software

Oracle ZFS Storage 7000 appliances support snapshot-based replication of projects and shares from a source appliance to any number of target appliances manually, on a schedule or continuously. The replication includes both data and metadata. Remote replication, or just replication, is a general-purpose feature optimized for disaster recovery, data distribution,

disk-to-disk backup and data migration. For more information about Oracle ZFS Storage 7000 appliances, see the product documentation.

Geographic Edition Script-Based Plug-Ins

The Geographic Edition framework provides a generic interface module referred to as *script-based plug-ins*. With this module, you can configure custom scripts for additional replication technologies to use in a Geographic Edition configuration. For more information about Geographic Edition script-based plug-ins, see [Chapter 13, “Script-Based Plug-Ins” in Oracle Solaris Cluster 4.3 Geographic Edition System Administration Guide](#).

Resource Groups and Data Replication Components

This section provides the following information:

- [“Overview of Resource Groups and Data Replication Components” on page 22](#)
- [“Replication Resource Groups” on page 23](#)
- [“Data Replication Components” on page 23](#)

Overview of Resource Groups and Data Replication Components

Resource groups and data replication components enable the Geographic Edition framework to manage data replication and takeover between clusters. For more information about configuring data replication, see the guide for the data replication product you are using:

- [Chapter 1, “Replicating Data With the Availability Suite Feature of Oracle Solaris” in Oracle Solaris Cluster Geographic Edition Data Replication Guide for Oracle Solaris Availability Suite](#)
- [Chapter 1, “Replicating Data With Hitachi TrueCopy and Universal Replicator Software” in Oracle Solaris Cluster Geographic Edition Data Replication Guide for Hitachi TrueCopy and Universal Replicator](#)
- [Chapter 1, “Replicating Data With EMC Symmetrix Remote Data Facility Software” in Oracle Solaris Cluster Geographic Edition Data Replication Guide for EMC Symmetrix Remote Data Facility](#)
- [Chapter 1, “Replicating Data With MySQL” in Oracle Solaris Cluster Geographic Edition Data Replication Guide for MySQL](#)

- Chapter 1, “Replicating Data With Oracle Data Guard Software” in *Oracle Solaris Cluster Geographic Edition Data Replication Guide for Oracle Data Guard*
- Chapter 1, “Setting Up Oracle GoldenGate Protection Groups” in *Oracle Solaris Cluster Geographic Edition Data Replication Guide for Oracle GoldenGate*
- Chapter 2, “Administering Oracle ZFS Storage Appliance Protection Groups” in *Oracle Solaris Cluster Geographic Edition Remote Replication Guide for Oracle ZFS Storage Appliance*
- Chapter 1, “Setting Up Oracle Solaris ZFS Snapshot Protection Groups” in *Oracle Solaris Cluster Geographic Edition Data Replication Guide for ZFS Snapshots*

Replication Resource Groups

The Geographic Edition framework extends Geographic Edition resource management features to integrate the data replication products. When you configure a protection group, the Geographic Edition framework creates replication resource groups for monitoring and controlling data replication.

Data Replication Components

A data replication component is the replication object that Geographic Edition framework monitors and manages. The data replication component is added to a Geographic Edition protection group, which can then start, stop, switch over, or take over the replication component. The Geographic Edition framework coordinates these actions between the clusters and the applications being protected.

Types of data replication components include Availability Suite device groups, Oracle Data Guard broker configurations, Oracle ZFS Storage Appliance replicated projects, and EMC Symmetrix Remote Data Facility device groups. For information about configuring data replication components in Geographic Edition configurations, see the guide for the data replication product you are using.

Cluster Partnerships

A partnership establishes heartbeat monitoring between two clusters that are running the Geographic Edition framework. Clusters in a partnership exchange heartbeats to monitor each

other's presence and health. You can configure a partnership between only two clusters, and only one partnership can be defined between the clusters.

If the partnership uses either application-based replication, such as Oracle Data Guard, or no replication, a member of the partnership can be either a global cluster or a zone cluster. Such a partnership can consist of two clusters of the same type or consist of one global cluster and one zone cluster.

If the partnership uses EMC Symmetrix Remote Data Facility storage-based replication, a member of the partnership can be either a global cluster or a zone cluster. Such a partnership can consist of two clusters of the same type or consist of one global cluster and one zone cluster. For any other storage-based replication, only global clusters can be members of the partnership.

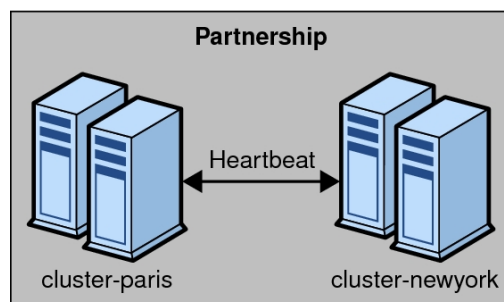
The two clusters must have an Internet connection with each other. A partnership establishes heartbeats between the clusters.

The Geographic Edition framework uses the IP interconnect between partner clusters for management as well as heartbeats. For additional security when a public network is in use, use IPsec to secure the IP interconnect.

The Geographic Edition framework enables you to specify a command to execute when a heartbeat-loss notification is issued. This command is executed with root permissions. You can also specify a list of email addresses to notify when a heartbeat-loss notification has been issued.

The following figure illustrates a partnership between two clusters.

FIGURE 1 Partnerships Between Clusters



A single cluster can participate in more than one partnership with other clusters, but two clusters cannot be in more than one partnership with each other.

Protection Groups

This section provides the following information:

- [“Overview of Protection Groups” on page 25](#)
- [“Relationship Between Partnerships and Protection Groups” on page 25](#)
- [“Protection Group Status” on page 27](#)
- [“Application Resource Groups” on page 27](#)

Overview of Protection Groups

Protection groups enable a set of clusters to tolerate and recover from disaster by managing the resource groups for services. Protection groups can exist only in a partnership. You must create a partnership before you can create a protection group for that partnership. One partner cluster is the primary cluster of the protection group, and the other partner cluster is the secondary cluster. A protection group contains application resource groups and properties for managing data replication for those application resource groups. You must duplicate the application resource group configuration on partner clusters. The configuration for a protection group is identical on partner clusters, so partner clusters must have the application resource groups of the protection group defined in their configuration. The Geographic Edition framework propagates protection group configurations between partners.

You can specify a data replication type in the protection group to indicate the mechanism that is used for data replication between partner clusters. A protection group supports only one data replication type. A protection group can manage one or more application resource groups. When a service is protected from disaster by data replication, the protection group also contains replication resource groups. Protection groups link an application in a resource group with the application data that should be replicated. This linkage and replication enable the application to fail over seamlessly from one cluster to another cluster.

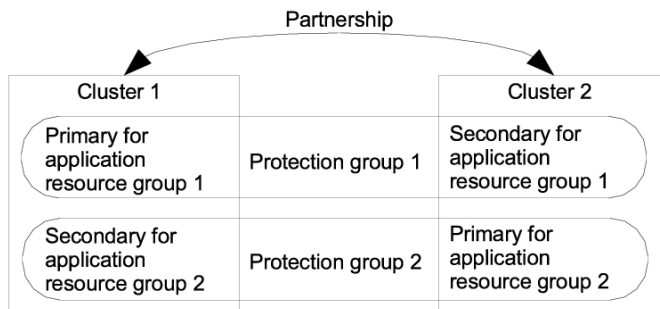
Relationship Between Partnerships and Protection Groups

Clusters in a protection group must be defined as partners. Protection groups require a partnership that defines the clusters that can host the protection group. A cluster can be defined in more than one protection group, and the cluster can have a different role in each protection

group. For example, the primary cluster of one protection group can also be the secondary cluster of another protection group. A partnership can have any number of protection groups.

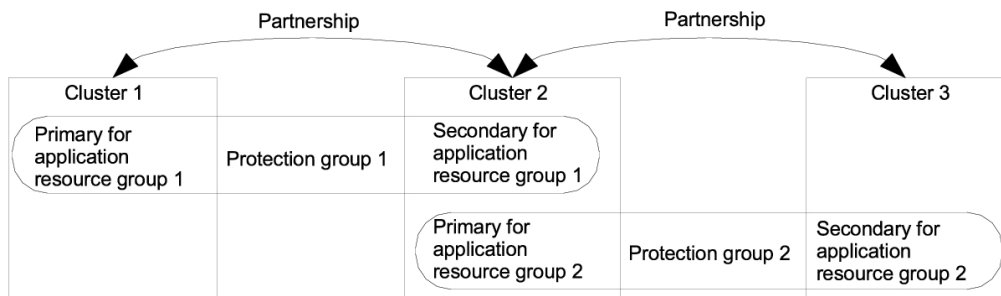
The following figure illustrates two clusters that are defined in one cluster partnership and two protection groups.

FIGURE 2 Example Configuration of Two Clusters in Protection Groups



The following figure illustrates three clusters that are defined in two cluster partnerships and two protection groups.

FIGURE 3 Example Configuration of Three Clusters in Protection Groups



Protection Group Status

The Geographic Edition framework monitors the status of a protection group on each cluster. The framework then combines the local status of each cluster into a global view of the protection group status. The global status reflects the overall status of the protection group.

You can view the protection group status from the Oracle Solaris Cluster Manager browser interface or through the CLI.

For more information about the status of protection groups, see the [Oracle Solaris Cluster 4.3 Geographic Edition System Administration Guide](#).

Application Resource Groups

To be highly available, an application must be managed as a resource in an application resource group. You can configure an application resource group for a takeover application or a scalable application. You must also configure application resources and application resource groups on both the primary cluster and the secondary cluster. The data that the application resource accesses must be replicated on the secondary cluster.

The replication for the data volumes that an application resource accesses must be in the same protection group as the applications.

Support for data replication might limit how you configure application resource groups. These requirements and limitations vary with the data replication type you choose. For more information about these requirements, see the [Oracle Solaris Cluster 4.3 Geographic Edition System Administration Guide](#).

Multigroups and Sites

A *multigroup* is a set of protection groups that is preconfigured for migration, as a group, between predetermined sets of clusters, called *sites*. A switchover or takeover of all protection groups in a multigroup is performed in a single operation.

A protection group in a multigroup can be configured in a *dependency chain*, which defines which protection groups have a dependency on another protection group. A multigroup can contain multiple dependency chains. The dependency chain configuration determines in which

order the protection groups must be taken offline and brought online, based their roles in the dependency chain. This ensures that interdependent services can be stopped and restarted in the correct order. For example, you might want an application that depends on a database to be stopped before the database is shut down, and after switchover the database be restarted before the application is restarted.

Heartbeat Monitoring and Plug-ins

The Geographic Edition framework uses heartbeats to monitor the state between partner clusters. Heartbeats are sent over the public network to detect cluster failures at geographically separated sites. Heartbeat monitoring is part of a partnership configuration. For example, a cluster failure occurs when all nodes of a cluster shut down. The Geographic Edition framework uses the heartbeat status to notify administrators of failures or to trigger a failover to a secondary cluster at an alternate site. Heartbeats could also be lost when a cluster loses access to the public network and no communication occurs between the partner clusters.

The heartbeat monitor uses plug-in modules to query the heartbeat status of its partners. The Geographic Edition framework offers default plug-ins for monitoring through a TCP/UDP connection.

You can use customized plug-ins to provide a data path over alternate communication links, such as email, HTTP, satellite, and microwave towers.

Geographic Edition Architecture

The Geographic Edition framework enables a group of clusters to be managed and viewed as a single, large system. This chapter presents a high-level overview of the Geographic Edition architecture, which you can use in preparation for installing, configuring, and administering the Geographic Edition framework.

This chapter contains the following topics:

- [“Geographic Edition Software Environment” on page 29](#)
- [“Geographic Edition Hardware Environment” on page 31](#)
- [“Data Replication Configuration” on page 31](#)
- [“Geographically Distributed Cluster Topology” on page 34](#)
- [“Three-Data-Center \(3DC\) Topologies” on page 37](#)
- [“Multigroups and Cluster Sites” on page 37](#)

Geographic Edition Software Environment

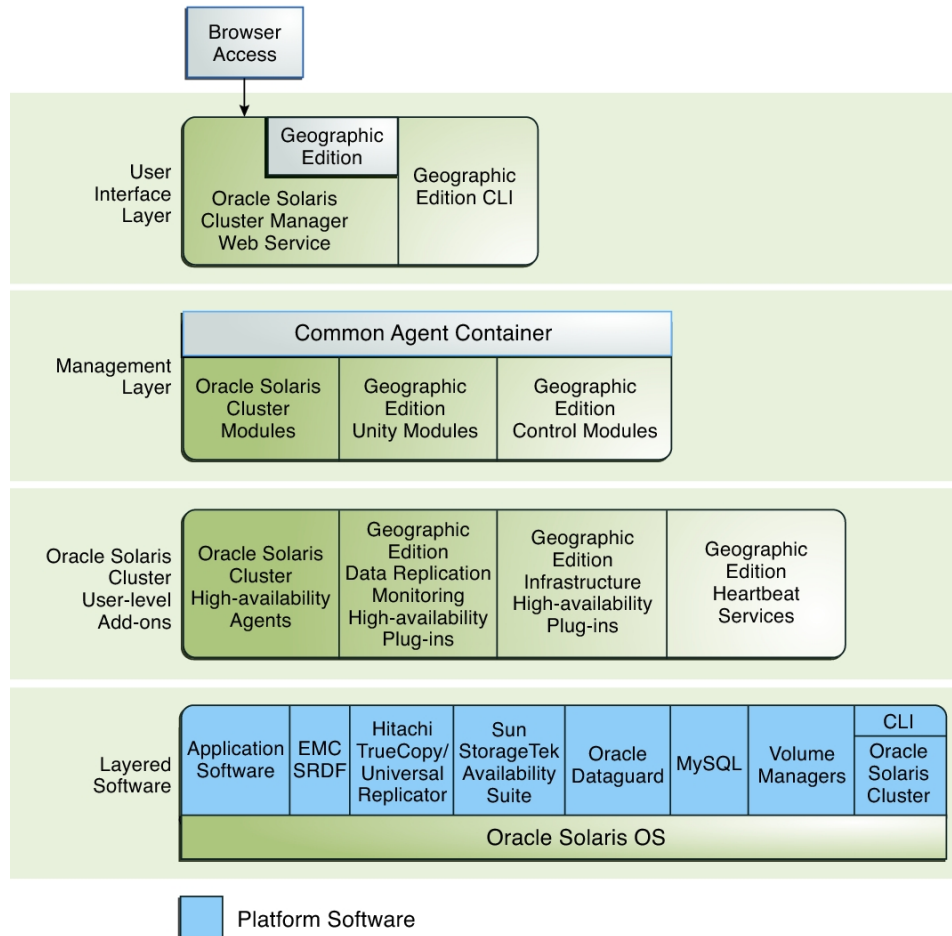
Geographic Edition software provides tools for managing geographically separated clusters. The Geographic Edition framework also provides highly available services within a cluster by utilizing Geographic Edition resource management features.

The following software components form a Geographic Edition cluster:

- Oracle Solaris software
- Oracle Solaris Cluster software
- Geographic Edition software
- Application data service agents
- Data replication software
- Solaris Volume Manager software

The following figure illustrates how components of the Geographic Edition configuration interrelate.

FIGURE 4 Overview of Geographic Edition Software Architecture



The clusters in a Geographic Edition configuration can run different versions of Oracle Solaris Cluster software, as long as the versions are no more than one consecutive release different. For example, the clusters in one Geographic Edition configuration could run either version 4.2 or 4.3, or run either version 4.2 or 4.1. But you cannot have clusters running either version 4.1 or 4.3 in the same Geographic Edition configuration.

You can install and remove the Geographic Edition software independently of the underlying Oracle Solaris Cluster installation. The installation and the uninstallation processes do not require an additional node reboot or cluster downtime.

Geographic Edition Hardware Environment

The Geographic Edition hardware configuration is the basis for a Geographic Edition cluster. The following additional hardware components form a Geographic Edition cluster:

- Geographic Edition hardware installations, with attached data storage
- Internet connections for inter-cluster management communication between the Oracle Solaris Cluster installations
- Internet connections for inter-cluster heartbeats
- Connections for data replication
- Connections for custom heartbeats

The Geographic Edition hardware environment supports the following topologies:

- N+1, where multiple clusters that are located at multiple sites are communicating with a single backup cluster
- Cluster pair, where both clusters are online and providing services

[Figure 6, “Data Replication From a Two-Node Cluster to a Two-Node Cluster,” on page 34](#) illustrates a high-level view of the Geographic Edition hardware architecture.

Data Replication Configuration

The Geographic Edition framework does not limit the distance between partner clusters. Partner clusters require data replication connections to support the protection groups that are hosted by the partnership. Partner clusters must be compatibly configured to support data replication between the clusters.

The Geographic Edition framework supports replication from a single-node cluster to a single-node cluster, from a multinode cluster to a single-node cluster, and from a multinode cluster to a multinode cluster.

While you can use a single-node cluster at both the primary and backup sites, a single-node cluster offers no internal redundancy. To ensure no single point of failure, you must have

a minimum of two nodes in a cluster at the primary site. Use a single-node cluster at the secondary site as a cost effective backup solution if the secondary site is used only for backup purposes. Do not use single-node cluster to run mission critical applications.

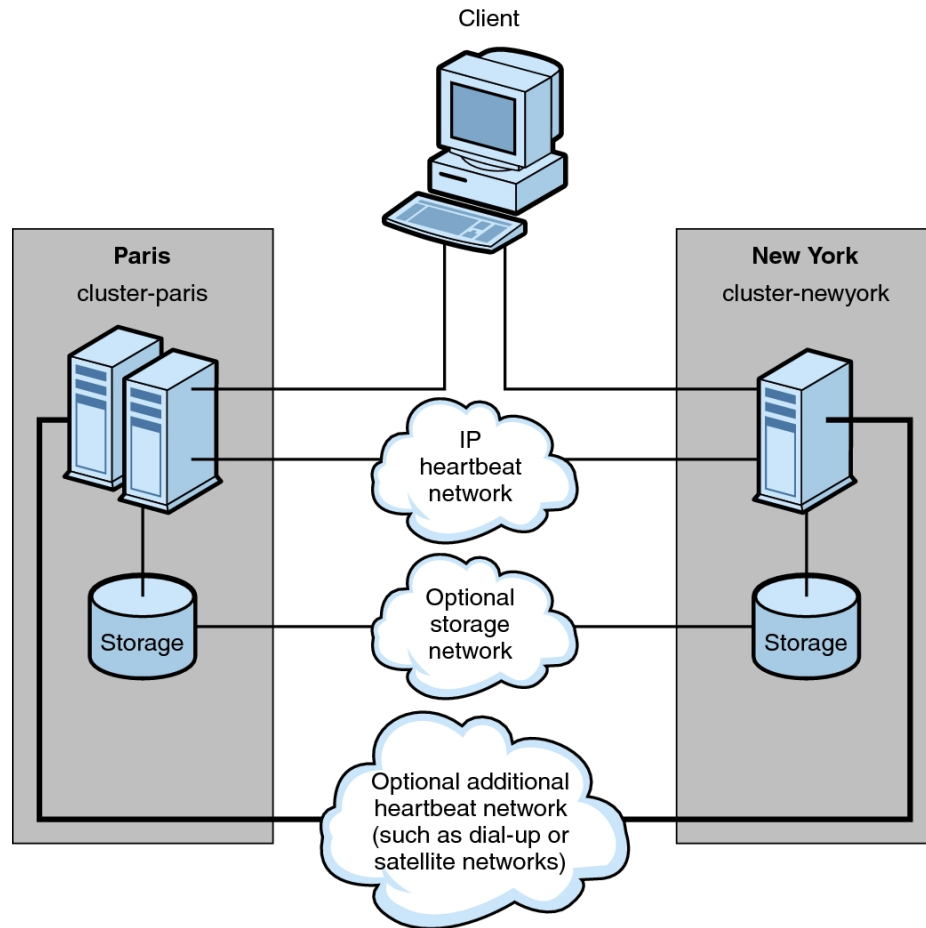
Primary clusters and secondary clusters can have any configuration that is supported by the Geographic Edition product if the data replication characteristics of these clusters are compatible. The level of compatibility varies with each data replication product.

The following requirements determine the data replication connection:

- The distance between the partner clusters
- The amount of data that is being replicated
- Data replication configuration parameters

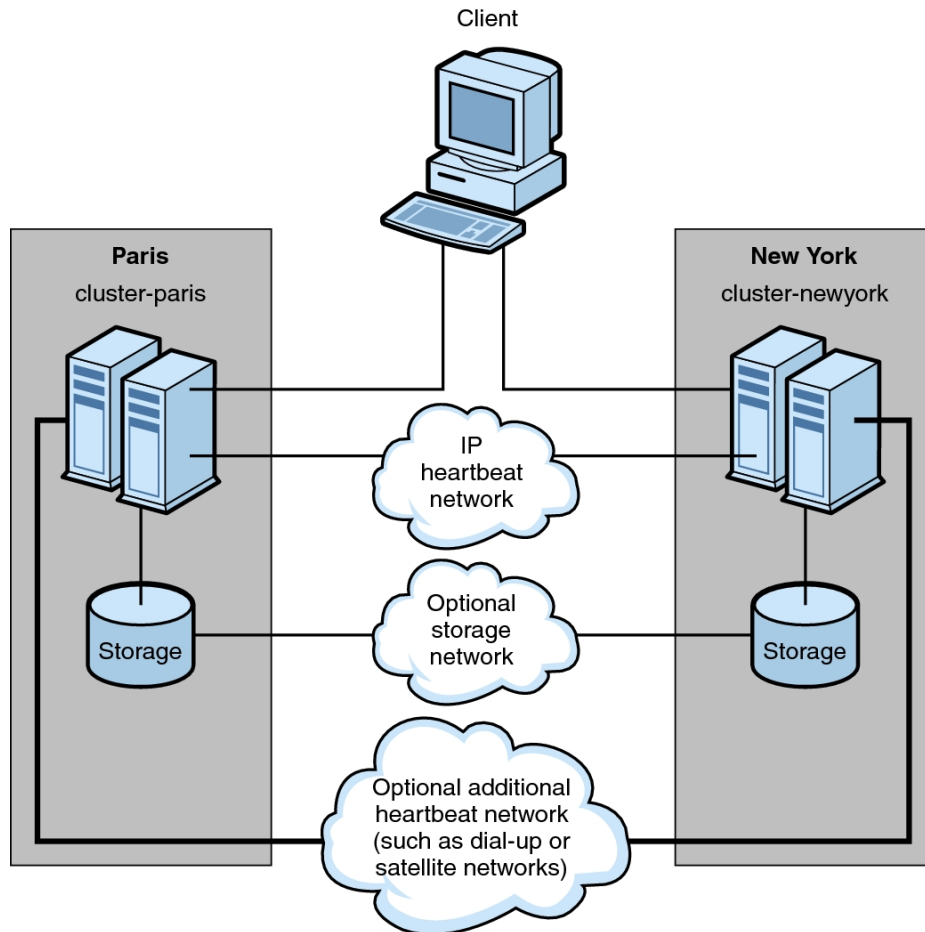
The Geographic Edition product enables you to balance between data consistency and the cost of the connection, where data consistency is the acceptable amount of data loss.

The following figure illustrates a data replication configuration from a two-node cluster to a single-node cluster.

FIGURE 5 Data Replication From a Two-Node Cluster to a Single-Node Cluster

The following figure illustrates a data replication configuration from a two-node cluster to a two-node cluster.

FIGURE 6 Data Replication From a Two-Node Cluster to a Two-Node Cluster



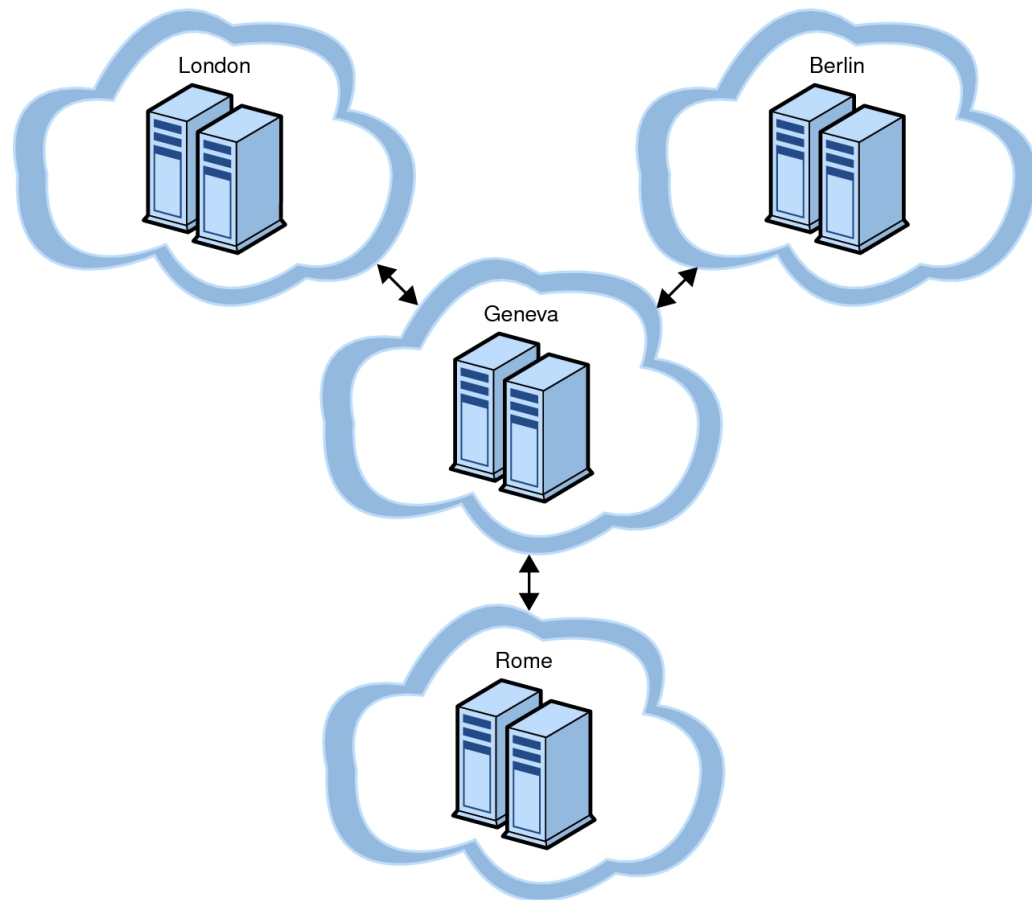
Geographically Distributed Cluster Topology

A partnership establishes communication and a heartbeat between clusters. One cluster can participate in several partnerships. A protection group establishes data replication between

partner clusters. You can configure several protection groups for a partnership, with each protection group replicating different data between the partner clusters.

The following figure illustrates a geographically distributed topology that demonstrates intercluster relationships.

FIGURE 7 Geographically Distributed Topology

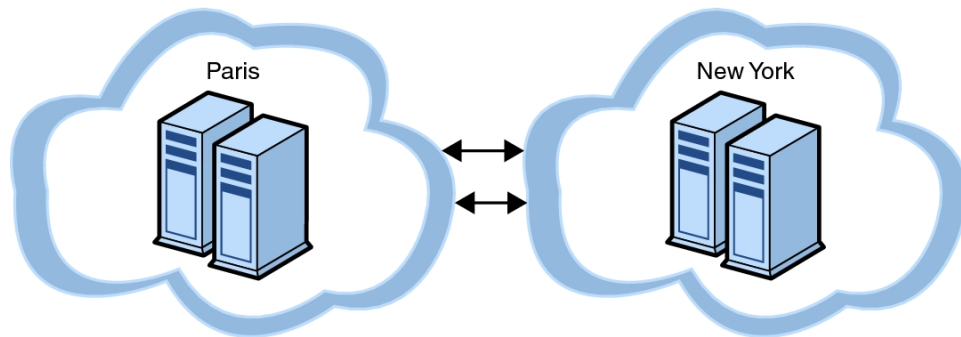


The Geographic Edition framework enables you to configure multiple partnerships for a cluster with heartbeats between partner clusters. For example, the Geneva-London-Rome-Berlin topology contains a central cluster in Geneva that forms three separate partnerships with

clusters in London, Rome, and Berlin. The partnerships require two-way Internet connections between the following cluster pairs: London and Geneva, Rome and Geneva, and Berlin and Geneva. These partnerships enable the cluster in Geneva to detect failures of the clusters in London, Berlin, and Rome by exchanging heartbeats.

Each partnership has a protection group so that the primary clusters in London, Rome, and Berlin can replicate data to the cluster in Geneva as a secondary cluster.

The following figure illustrates a geographically distributed topology that demonstrates intercluster relationships.



The Paris-New York topology has two clusters that form a partnership with two protection groups. Each cluster is the primary cluster for one protection group, and the secondary cluster for the other protection group. The partnership requires a two-way Internet connection between the two clusters for intercluster management and heartbeats. The two clusters must have a data replication link to support data replication for two protection groups.

In the Geneva-London-Rome-Berlin topology, the cluster in Geneva could become the primary cluster for any of the three protection groups. However, the cluster in Geneva must have adequate provisioning to run all the services that are offered by the application resource groups.

For example, if the cluster in Rome is shut down for maintenance, the cluster in Geneva could be the new primary cluster by using a controlled switchover for the Rome-Geneva protection group. As the new primary cluster for the Rome-Geneva protection group, the cluster in Geneva would host the services that are provided by the application resource groups of the Rome-Geneva protection group. The cluster in Geneva would simultaneously serve as the secondary cluster for the clusters in London and Berlin.

Similarly, in the Paris-New York topology, either cluster could take over as the primary cluster to both protection groups if the partner cluster were unexpectedly lost.

Three-Data-Center (3DC) Topologies

You can use a campus cluster for the primary cluster and a secondary cluster for disaster recovery, which creates a three-site or three–data–center (3DC) configuration of primary, backup, and disaster recovery sites.

There are two ways to perform 3DC replication:

- Use volume-manager mirroring within the campus cluster. Use Availability Suite or application-based replication, such as Oracle Data Guard or MySQL software replication, to the disaster recovery site.
- Use synchronous storage-based replication within the campus cluster, such as EMC Symmetrix Remote Data Facility or Hitachi TrueCopy and Universal Replicator. Use application-based replication, such as Oracle Data Guard or MySQL software to replicate the application from the campus cluster to a disaster recovery site.

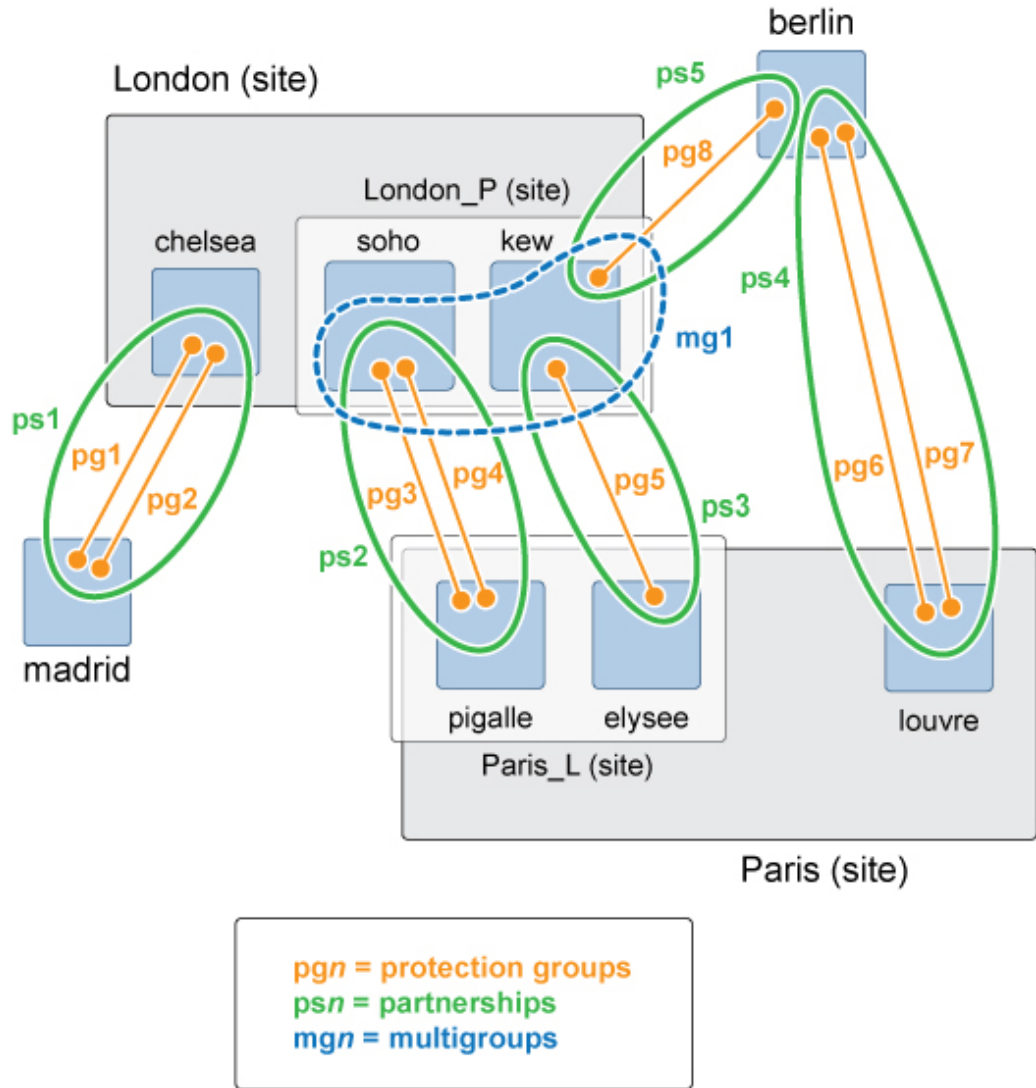
You cannot create a daisy chain of Geographic Edition pairs (for example, London-Paris-Rome) for the same managed application.

Multigroups and Cluster Sites

The Geographic Edition framework enables you to configure predetermined sets of protection groups and target clusters on which to perform start, stop, switchover, or takeover operations in a single operation.

The following figure illustrates a group of clusters that are defined in sites and a multigroup defined for protection groups between two of the sites.

FIGURE 8 Example Configuration of a Multigroup



Glossary

active–active clusters	Two clusters where each cluster is both the primary cluster for some services and the secondary cluster for other services.
application resource	An application that is managed as a resource to its increased availability.
application resource group	An Oracle Solaris Cluster resource group that is configured by the user to make an application highly available in an Oracle Solaris Cluster configuration. An application resource group can be configured into a protection group to make it disaster tolerant and highly available.
campus cluster	A cluster that supports data replication between geographically separate nodes within <i>one</i> cluster. The maximum distance between nodes is limited.
data replication	<p>The copying of data from data storage devices in a primary cluster to data storage devices in a secondary cluster. Through data replication, the secondary cluster has a recent copy of the data on the primary cluster. The primary and secondary clusters can be geographically separated.</p> <p>In a campus cluster, the two data storage devices are on the same cluster. In a geographically separated cluster that runs the Geographic Edition framework, the two data storage devices are on different clusters.</p>
data replication component	A data replication component is the replication object that the Geographic Edition framework monitors and manages. Types of data replication components include Availability Suite device groups, Oracle Data Guard broker configurations, Oracle GoldenGate, Oracle ZFS Storage Appliance replicated projects, and EMC Symmetrix Remote Data Facility device groups.
data replication resource	An Oracle Solaris Cluster resource that monitors the state and status of data replication.
disaster tolerance	The ability of a system to restore an application on a secondary cluster when the primary cluster fails. Disaster tolerance is based on data replication and failover.

disconnected partnership	An error scenario in which two clusters in a protection group act as the primary cluster. In a disconnected partnership, the system administrator must execute a takeover, making one cluster the primary cluster and the other cluster the secondary cluster.
heartbeat	A signal that is emitted from a cluster and detected by its partner cluster. Heartbeats enable a cluster to monitor the presence and failure of its partner cluster.
inactive cluster	A primary cluster where an application is not running and data is not being replicated to a secondary cluster. Alternatively, a secondary cluster where data is not being replicated from the primary cluster.
multigroup	A set of protection groups that is preconfigured for migration as a group between predetermined sets of clusters, called sites.
partnership	A relationship between two geographically separated clusters that are installed with the Oracle Solaris Cluster software and Geographic Edition software. These two clusters monitor each other's health by exchanging heartbeats.
primary cluster	A cluster that is in a cluster partnership, that hosts the application resources, and that holds the primary copy of replicated data. Protection groups define whether a cluster is primary or secondary. For example, the primary cluster of one protection group can also be the secondary cluster for another protection group.
protection group	<p>An entity that manages application resource groups for services that are protected from disaster. Clusters in a protection group must be defined as partners. A cluster can have different roles in different protection groups. For example, the primary cluster of one protection group can also be the secondary cluster for another protection group.</p> <p>A protection group has the following characteristics:</p> <ul style="list-style-type: none"> ■ A set of resource groups and resources for services that are protected from disaster ■ Device group entries ■ A primary cluster that hosts the protection group ■ A secondary cluster that is able to host the protection group ■ A data replication service
replication resource group	A resource group that contains data replication resources.
resource	An Oracle Solaris Cluster resource.
resource group	An Oracle Solaris Cluster resource group. A resource group can be an application resource group or a replication resource group.

scalable application	An application that runs on several nodes of one cluster to create a single, logical service. If a node that is running a scalable application fails, failover does not occur. The application continues to run on the other nodes of the cluster.
secondary cluster	<p>A cluster in a cluster partnership that is capable of hosting a protection group. The secondary cluster receives mirrored data from the primary cluster. If the primary cluster fails, the secondary cluster can become the new primary cluster.</p> <p>A secondary cluster can be associated with a protection group. If a primary cluster fails, the protection group is migrated to a secondary cluster. Protection groups define whether a cluster is primary or secondary. For example, the primary cluster of one protection group can also be the secondary cluster for another protection group.</p>
secondary node	A node that is in a cluster, but does not host the application services. If the primary node fails, the secondary node becomes the new primary node.
site	A location that houses one or more clusters that run the Geographic Edition framework. To participate in the disaster recovery environment, a cluster must have a partner cluster on a geographically separated site.
standby cluster	A cluster with a minimal configuration that acts as a secondary cluster. A standby cluster can take over from the primary cluster in an emergency situation, but supports a reduced service only. A standby cluster is a low-cost alternative to a secondary cluster.
switchover	<p>The planned migration of services from the primary cluster to the secondary cluster.</p> <p>Unlike a takeover, the primary cluster is connected to the secondary cluster during a switchover. During a switchover, the primary cluster is connected to the secondary cluster and coordinates the migration of services with the secondary cluster. This coordination enables the data replication to be completed and ensures that services can be transferred from the primary cluster to the secondary cluster with minimal loss or corruption of data.</p>
takeover	<p>The emergency migration of services from the primary cluster to the secondary cluster. A system administrator can initiate a takeover to recover from a disaster scenario.</p> <p>Unlike a switchover, the primary cluster is not connected to the secondary cluster during a takeover. Therefore, the primary cluster cannot coordinate with the secondary cluster to migrate the services. Because of this lack of coordination, the risk of data loss and data corruption is higher than with a switchover. During a takeover, dedicated recovery procedures are used to minimize data loss and data corruption.</p>

Index

Numbers and Symbols

3DC topologies, 37
3-site topologies, 37

A

applications
 fault-tolerant, 12
 resource groups, 27
architecture
 hardware, 31
 software, 29

C

clusters
 topologies, 34

D

data replication
 configuration, 31
 description, 12
 resource groups, 17
 supported products, 14
data replication components, 23
data service agents, 29
dependency chain
 definition, 27
disaster tolerance, 12, 13, 25

F

failure
 hardware and software, 13

G

Geographic Edition, 12, 29, 31

H

hardware
 architecture, 31
 failure, 13
heartbeats
 description, 14, 28
 plug-ins, 28

I

IPsec, 14

M

monitoring
 failure, 13
multigroups
 description, 27
 example configuration, 37
multiple versions, 30

P

partnerships

- data replication in, 31
- description, 23
- protection groups and, 25

plug-ins

- heartbeats, 28

protection groups

- description, 25
- partnerships and, 25
- states, 27

multiple, 30

R

- RBAC, 14
- recovery
 - disaster, 13
- replication resource groups, 23
- resource groups
 - application, 27
 - replication, 23

S

- sites
 - description, 27
 - example configuration, 37
- software
 - architecture, 29
 - configuration, 31
 - failure, 13
- Solaris Volume Manager, 29
- SSL, 14
- states, protection groups, 27

T

- Three-Data-Center (3DC) topologies, 37
- three-site topologies, 37
- topologies, 34

V

- versions